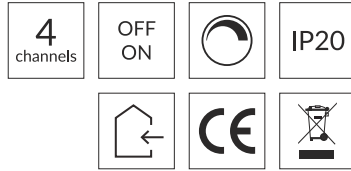



LED 4 channel basic remote controller

C5030000

LED accessories • Lighting controllers and switches

Specifications



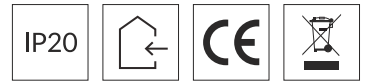
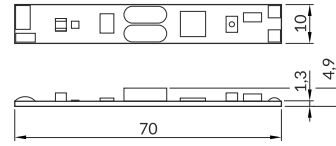
maximum distance	50 m (in open areas)
operating frequency	433,92 MHz
radio power	10 mW
battery power	23 A 12 V

LED 1 channel basic receiver 12-24V; 72-144W

C5020000

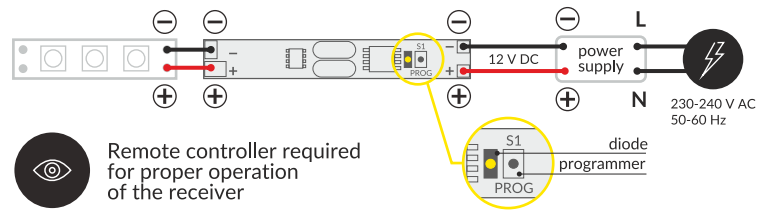
LED accessories • Lighting controllers and switches

Specifications



power supply	12 V DC	24 V DC
maximum load	72 W / 6 A	144 W / 6 A
operating frequency	433,92 MHz	

Receiver electrical connection layout



Receiver programming (A / B / C / D)

I

Connect 12-24V DC power supply

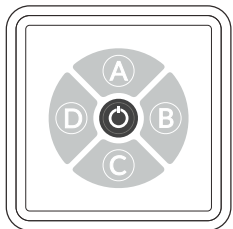
II

Hold the programmer button on the receiver until the LED flashes. At the same time, press the desired button (A / B / C / D) on the remote controller. The devices must be located in close proximity.

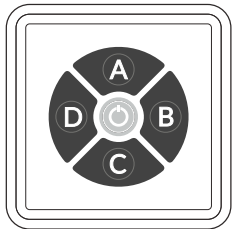
III

Perform the programming process consecutively for each receiver.

Remote control



- ON/OFF BUTTON:**
- short press: activates all programmed receivers
 - long press (more than 2 sec.): disables all receivers



- A / B / C / D BUTTON:**
- short press: activates the assigned receiver
 - long press (more than 2 sec.): the receiver enters in the dimming mode

Remote controller and receiver are sold separately